IAAA RULES

1. Terms and Definitions

Aerial Silks – A suspended apparatus used in the disciplines *Solo – Silks* and *Duo – Silks* within aerial athletics. Comprising two long lengths of fabric with free ends, it is utilized for executing a variety of static and dynamic elements.

Aerial Hoop – A circular steel apparatus used in the disciplines *Solo – Hoop* and *Duo – Hoop*. Athletes perform static and dynamic elements on the hoop, which is suspended at height.

Aerial Straps – A textile-based apparatus used in the disciplines *Solo – Straps* and *Duo – Straps*. It consists of vertical loops or straps, enabling athletes to perform strength, flexibility, and balance elements.

Athlete – An individual competitor performing a classification program in a sanctioned aerial athletics competition.

Official Athlete Representative – An adult (18 years or older) designated in the competition entry form to represent the athlete's interests. Only one official representative is permitted per athlete.

Participant – Any individual or entity directly involved in the organization, execution, officiating, or performance of the competition, including athletes, official representatives, judges, organizers, coaches, sponsors, and spectators.

Age Group – A competition category defined by specific athlete age brackets.

Difficulty Form – The official pre-submitted document listing all static elements to be performed by the athlete, in accordance with scoring regulations.

Element Table – An official reference list of all approved elements for *Silks*, *Hoop*, and *Straps*, categorized and scored according to technical difficulty (see Appendices No. 11-16).

Groups of Static Elements – Classification of static elements into three primary categories: *Flexibility*, *Strength*, and *Balance, a distinction reflected in the Element Table.*

Declared Static Elements – Elements listed in the athlete's Difficulty Form with fixed point values and scoring criteria.

Static Element Illustration – A visual depiction of an element, demonstrating its correct shape and execution method, used as the scoring reference.

Static Element Criteria – Written technical specifications defining proper execution and scoring requirements for a mandatory element.

Static Element Variation – A modified version of an existing element involving minor technical changes while preserving its primary shape, grip, wrap, and execution method.

Technical Execution – Performing an element with complete adherence to form, criteria, and control, without unnecessary grip adjustments.

Non-Technical Execution – Performing an element with deviations in form, improper grip, insufficient control, or loss of balance.

Vertical Position – Alignment of the athlete's body perpendicular to the floor.

Horizontal Position – Alignment of the athlete's body parallel to the floor.

Working Part of the Body – The part of the body used to execute a movement without bearing body weight.

Supporting Part of the Body – The part of the body bearing the athlete's weight, either through direct contact or secure wrapping.

Movement – A change in position of one body part relative to another, classified as *active* (self-generated muscular contraction) or *passive* (externally assisted).

Starting Position – The athlete's static stance before commencing a routine, either on the floor or apparatus.

Final Position – The athlete's static stance at the exact conclusion of the music.

Exercise – A dynamic sequence within the classification program demonstrating physical skill in motion, including mounts (from the floor), climbs, dismounts, drops, catches, cyclic rotations, release elements.

Static Element – A fixed body position demonstrating strength, flexibility, or balance, held for a prescribed duration.

Entry into a Static Element – The sequence of movements transitioning the athlete into the final fixed position.

Holding a Static Element – Maintaining the required position for three (3) seconds.

Dismount from a Static Element – Exiting the fixed position, potentially serving as an entry into the next element.

Transition – A continuous link between two elements without pause, where the ending position of one element becomes the starting position of the next.

Combination – A connected sequence of three or more elements performed without interruption, permitting only one minor grip or support change.

Grip – The method of securing oneself to the apparatus using a specific body part.

Wide Grip – Hands positioned wider than shoulder width.
Narrow Grip – Hands positioned narrower than shoulder width.
Biellmann Grip – Holding the ankle, whether on the corresponding or opposing leg, with a fully rotated shoulder so the elbow and shoulder align in the same direction.

Side Leg Grip – Holding the ankle, whether on the corresponding or opposing leg, without shoulder rotation, with the elbow and shoulder in opposing directions.

Complex Grip – Using multiple body parts simultaneously to secure the apparatus.

Support – Full or partial weight-bearing contact with the apparatus or floor, where the point of contact is below shoulder level.

Support (for Duo disciplines) – The act of one athlete holding another athlete who is not in contact with the performance surface.

Wrap – Securing oneself by wrapping the flexible apparatus around a body part.

Grip Adjustment – A non-essential change in grip or an additional grip that is not technically required for the execution of an element.

Hang – Securing oneself with the support point above shoulder level, either by grip or wrap.
Hang by Clamping – Securing through body compression against the apparatus.
Hang by Wrapping – Securing through wraps creating a static hold.

Tying – Wrapping the apparatus in a set sequence to prepare for an element or drop.

Mount (from the floor) – Transitioning from the floor/safety mat to the apparatus.

Climb – An ascent on the apparatus performed by repeating a single climbing method three or more times (six times for hand-transition climbs).

Combined Climb – An ascend on the apparatus performed by using multiple climbing methods for a total of three or more repetitions.

Ascent to the Upper Bar – In hoop disciplines, moving the body weight from the lower/side arc to the upper arc.

Drop – A swift, controlled descent with continuous contact with the apparatus.
Sliding Drop – A descent without plane change.
Component Drop – A descent with one or more 360° directional changes. These are classified as single-component, double- component, and multi- component drops.
Semi-component Drop – Descent with direction change of less than 360°.
Unwinding Drop – Successive rotations of the athlete's body in the horizontal plane during descent. These are classified as component fall.

Release Element – An element including a flight phase without apparatus contact, with the landing at the same or a lower height.

Cyclic Rotation – A dynamic element consisting of a 360° rotation around the apparatus, repeated 3 or more times. Performing the same type of cyclical rotation continuously in alternating directions is credited as a single exercise. A transition or a static element is considered a cessation of the cyclic rotation.

Dismount – A controlled transfer of weight from the apparatus to the safety mat, which may involve rotation (*flip*) or direct placement.
Flip Dismount – A controlled dismount from the apparatus involving a deliberate change in height and a body flip, where the athlete transfers weight to the safety mat via foot placement before releasing the grip.
Leap Dismount – A dismount characterized by a deliberate change in height and weight transfer to the safety mat. The athlete releases the apparatus to leap and land on the safety mat, with a distinct flight phase and no further contact with the apparatus.

Split Positions –

- *Front Split*: A 180°+ leg extension with the knees opening in opposite directions.
- *Side Split*: A 180°+ leg extension with the pelvis, knees, and feet aligned in the same direction.
- *Straddle*: A forward bend from a transverse alignment with the pelvis pulled back.

Swing – A controlled amplitude movement to generate momentum.

Knot Wrap Types –

- *Direct Knot*: A knot tied toward the body.
- *Reverse Knot:* A knot tied away from the body.

- *Single Knot*: One cyclic wrap securing the apparatus.
- *Double Knot*: Two cyclic wraps securing the apparatus.
- *Original Knot*: Any non-standard knot securing method.

Floor Work – Any elements or movements performed with floor contact.

Support - act of one athlete holding another who is not in contact with the performance surface.

Turn – A rotation of the body in the vertical plane.
Flip – A rotation of the body in the horizontal plane.

Boundary Violation – Stepping outside the competition area or hooking onto suspension equipment.

Main Judging Panel (MJP) – The appointed panel of chief officials.

Judging Team – Officials assigned to a single competition area.

Individual Protocol – Document consolidating all judges' scores for a single athlete.

General Competition Protocol – Consolidated daily competition results.

Organizing Committee – Officials responsible for event planning and execution.

Competition Area – The designated space for athlete performance, including apparatus and floor zone.

Scoring Commission – Officials responsible for verifying and compiling official results.

Timing Sheet – Official order of performance, listing athlete details, discipline, age group, and scheduled time.

2. General Provisions

Present Rules for the sport of aerial athletics (hereinafter referred to as *the Rules*) have been developed and adopted by **International Aerial Athletics Association (IAAA)** as the official regulatory framework for sanctioned competitions.

All accredited officials, including team representatives, coaches, athletes, and judges, are required to know, understand, and strictly comply with these Rules during the preparation, execution, and conclusion of competitions.

2.1 Recognized Disciplines

Aerial athletics competitions shall be conducted in the following official disciplines (Table No. 1):

Discipline Type	Event Name
Silks – Solo	Individual routine performed on aerial silks
Silks – Duo	Partner routine performed on aerial silks
Hoop – Solo	Individual routine performed on aerial hoop
Hoop – Duo	Partner routine performed on aerial hoop
Straps – Solo	Individual routine performed on aerial straps
Straps – Duo	Partner routine performed on aerial straps

An athlete may be registered in one or multiple disciplines within the same competition, provided all participation requirements are met.

2.2 Competition Formats

Competitions are categorized as:

- **Individual** – Results are calculated and ranked for each athlete independently.
- **Team** – The aggregate scores of all registered team members are compiled to determine the team result. Each team must consist of **exactly 10 athletes**.

2.3 Awards

Winners and prize-winners shall be determined in each discipline and within each age group. Medals, diplomas, and/or trophies shall be awarded in accordance with the competition Regulations.

3. Requirements for Participants in Sports Competitions

3.1 General Eligibility

Participation in aerial athletics competitions is open to:

- National teams officially recognized by their respective federations.
- Athletes meeting the **age** and **qualification** criteria defined in these Rules and the official competition Regulations.

All athletes must meet the required age within the **calendar year** in which the competition is held.

Competitions are organized by **age group** (Table No. 2) and **performance level** (Table No. 3).

Table No. 2 – Official Age Groups

Discipline	Age Group	Gender
Solo – Silks / Hoop / Straps	10–13 years	Youth Boys, Youth Girls
	14–17 years	Junior Boys, Junior Girls
	18+ years	Senior Men, Senior Women
Duo – Silks / Hoop / Straps	10–13 years	Youth Girls, Mixed Duos – Youth
	14–17 years	Junior Girls, Mixed Duos – Junior
	18+ years	Senior Women, Mixed Duos – Senior

3.2 Competition Levels and Element Restrictions

Athletes are admitted to competition based on their designated **performance level**, which determines allowable elements and maximum difficulty values (Table No. 3).

Level	Program Type	Prohibited Elements	Element Value
A	Advanced	Release Elements	0.2 - 0.8 pts

B	Professional	None	1.0 - 1.4 pts

3.3 Athlete Obligations

Athletes must:

- Be familiar with and strictly comply with these Rules and the official competition Regulations;
- Arrive on time and be ready to perform at least **10 minutes before** their scheduled time in the athlete waiting area;
- Remain under the supervision of their official representative at all times;
- Enter and exit the competition area only when called, in accordance with the official schedule;
- Treat all participants, officials, and staff with respect;
- Follow all instructions from judges without dispute;
- Compete honestly and without deliberately obstructing opponents;
- Adhere to anti-doping regulations, the **World Anti-Doping Code**, and **WADA International Standards**;
- Be present for both opening and closing ceremonies, as well as the full duration of the awards ceremony;
- Inform the **Main Judging Panel (MJP)** via their official representative **at least 15 minutes before** their performance in the event of withdrawal.

3.4 Athlete Rights

Athletes have the right to:

- Fair and accurate scoring in accordance with the Rules;
- Access the competition area for apparatus inspection prior to performance;
- Repeat a performance only with the approval of the MJP;
- Submit inquiries or protests exclusively through their designated official representative.

3.5 Rights and Responsibilities of Coaches and Official Representatives

- Each team must appoint **one official representative** in their application, serving as the head of the delegation. The official representative may only be a coach or team manager, at least 18 years of age, and listed on the application.
- The official representative may assist athletes during warm-up, be present in the designated coaching area during performances, submit formal protests to the MJP in accordance with the Rules, and be informed of the results of the athlete's classification program performance, whom they represent, by means of awards or announcement of results.
- Responsibilities include:
    - Ensuring team discipline and compliance with competition regulations;
    - Supervising the conduct of spectators affiliated with their team;
    - Enforcing respect towards all participants, officials, and spectators;
    - Participating in official ceremonies;
    - Acting in the spirit of fair play and sportsmanship at all times;
    - Being present at the Admission Commission;
    - Complying with the decisions of sports judges, provided they do not contradict the Rules.
- Representatives are prohibited from:
    - Insulting participants, officials, or spectators, whether verbally or physically;
    - Encouraging unsportsmanlike conduct;

    - Interfering with the judging process.
- A representative may be removed by the chief judge for misconduct, with the team permitted to appoint a replacement from present coaching staff.

4. Application and Registration Procedures

4.1 General Provisions

All athlete and team applications for participation must be submitted in **strict compliance** with the procedures outlined in the **official competition Regulations**. These Regulations form part of the binding operational framework for the event and detail all documentation, deadlines, and technical requirements for registration.

A **mandatory electronic registration** process shall be completed by each participant or their authorized representative through the designated **official competition platform**. This process must be finalized **no later than 30 calendar days** before the published start date of the competition, unless otherwise specified by IAAA in exceptional circumstances.

The electronic registration must include all required personal, medical, and administrative data, as well as confirmation of insurance coverage and any other declarations stipulated in the Regulations. Submission of incomplete, inaccurate, or late information will result in the application being deemed **invalid**, and the athlete will not be entered into the official start list.

Failure to complete the electronic registration within the prescribed timeframe, or to meet any other mandatory requirements of the registration process, will automatically disqualify the applicant from participation in the event, with no right to appeal on procedural grounds.

4.2 Submission Requirements

During **official athlete registration** at the competition venue, the team's official representative must submit the following:

1. **Official application form** (Appendix No. 1), signed by the Head of the relevant Federation or governing body in physical culture and sport.
2. **Consent form** for participation:
    - For minors – signed by a parent or legal guardian (Appendix No. 2);
    - For adults – signed by the athlete (Appendix No. 3).
3. **Consent for processing personal data**:
    - For minors – Appendix No. 4;
    - For adults – Appendix No. 5.
4. All required documents in **original format**.

Applications submitted after the deadline stated in the Regulations will **not** be considered.

5. Requirements for Equipment and Costumes

5.1 General Uniform Requirements

For **parades**, **opening/closing ceremonies**, and **awards presentations**, all participants must wear a **team sports uniform** consisting of:

- Sports jacket or sweatshirt;
- Sports pants;
- Sports shoes (sneakers).

Official representatives and apparatus riggers entering the competition area must also wear the full sports uniform as described above.

5.2 Athlete Performance Attire

Women: One-piece, full-length leotard to the ankle, form-fitting to allow judges to evaluate correct body positioning without restricting movement.

Men: Unitard or sports leotard paired with a men's sports bodysuit; lower portion straight-cut and ankle-length, upper portion form-fitting.

- Sleeves may be short or puffed (leg-of-mutton style). For puffed sleeves, the shoulder seam must be set no lower than mid-shoulder;
- Underwear must be fully concealed, non-transparent, and not visible through the costume;
- Costumes must be clean, intact, well-fitted, and must not emphasize anatomical features of the genital area or chest.

5.3 Costume Construction and Safety

Costumes must fully cover the chest and back with fabric.

Necklines must be no lower than the collarbone, except for the following permitted styles:

- *Keyhole style*: Back opening no lower than mid-shoulder blade;
- *Choreographic neckline*: Back opening no lower than mid-shoulder blade.

Skirts, tutus, fringe, feathers, lace-up details, or detachable elements are prohibited.

Small ruffles, fur, or frills under 2 cm are permitted if securely attached.

All decorative elements must be fastened so they do not detach or create a hazard.

In the event of disputes concerning athlete's appearance, the Judging Team has the right to invite the athlete and their official representative to inspect the details of the costume and hairstyle.

5.4 Prohibited Costume Features

- **No flesh-colored or "nude effect" fabric** in the groin, buttocks, or chest areas (see Figure 1);
- No fully covered feet or hands;
- No sharp or rigid decorative elements (buttons, spikes, rivets, zippers, metal parts);
- No jewelry. If removal is impossible, it must be securely taped or covered and reported to the Main Judging Panel (MJP);
- No makeup, body paint, false eyelashes, rhinestones on the face, or feathers in the hairstyle;
- No long nails, 3D nail designs, or any decoration that may cause injury or damage the apparatus;
- No head coverings, except where required by recognized international religious norms.

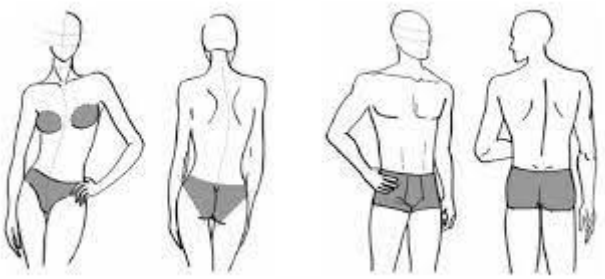

Figure 1. Areas where the use of flesh-colored costume material is prohibited.

5.5 Hair and Accessories

- Hairstyles must be secure, athletic in style, and leave the neck uncovered;
- No loose hair, swinging braids, or ponytails;
- Bangs must be fixed in place;
- Soft decorations (nets, rhinestones, fabric pins) are permitted if firmly attached;
- No rigid hairpins exceeding 5 cm in decorative length.

5.6 Medical Devices and Special Equipment

- Soft medical supports (e.g., braces, wraps) are permitted if factory-made and in good condition.
- Devices must be covered with soft fabric and reported to the MJP prior to performance.
- Glasses are prohibited, except medically prescribed sports eyewear with prior MJP approval.

6. Requirements for Classification Programs

6.1 General Technical Standards

All static elements must be **held for a minimum of three (3) seconds** and recorded in the **Difficulty Form** (Appendix No. 6) and are evaluated in the Technical Protocol. (Appendix No. 7).

The hold time is measured from the moment the athlete achieves the final fixed body position, in accordance with the element's technical criteria, using a stopwatch.

Elements not held for the required duration are **not** scored in either the Difficulty Form or the Technical Protocol.

Athletes must perform **the precise** number of static elements required for their level and are prohibited from performing static elements with a point value higher than specified in the requirements for the classification program, in accordance with the discipline and sports level.

Elements exceeding the maximum allowable difficulty for the athlete's level will not be scored.

The evaluation of elements and exercises is based solely on the assessments of the sports judges.

The performance of release elements in Level A is prohibited and will not be evaluated.

6.2 Element Grouping and Evaluation

Repetitive performance of similar elements with only minor stylistic variations (e.g., bent-leg split followed by straight-leg split) is scored once, using the higher value or, if equal, the value of the latter element.

Additional components are optional and carry a fixed value of **0.6 points**.

The number of additional components may not exceed the limit set for the program.

6.3 Apparatus-Specific Additional Component

Each apparatus has a unique “apparatus feature” component eligible for bonus scoring:

- **Aerial Silks** – Ascend to a height equal to two-thirds of the silk’s working length before performing an element or assuming the initial position;
- **Aerial Hoop** – Perform an element on the *upper bar* after mounting directly to it without weight bearing on the lower or side bars (touching without weight transfer is allowed);
- **Aerial Straps** – Incorporate both connected and separated strap configurations during the routine (Figure 2, Figure 3).



Figure 2. Separated straps.



Figure 3. Connected straps.

The above-mentioned component may be used in any part of the classification program.

6.4 Additional Connection Component

Defined as a **seamless sequence of three or more scored elements** from the Difficulty Form, where each ending position flows directly into the next starting position.

Static elements cannot be connected in combination with drops, climbs, entries, or dismounts.

Combinations lacking proper technique, grip stability, or full execution are not credited.

6.5 Choreographic and Safety Restrictions

The athlete’s routine must start and end on the **floor**, without touching the apparatus. The athlete's movements must be precisely synchronized with the musical composition, commencing at its inception and terminating upon its conclusion.

All movements must remain **within the competition area**.

Communication with other persons during performance (verbal or non-verbal) is prohibited, except for the verbal “Up” signal in *Duo – Silks*, *Duo – Hoop*, and *Duo – Straps*.

In Solo – Hoop, intentional hooking onto the suspension system (the textile sling) is prohibited. Touching without intentional hooking or weight transfer is allowed.

In Duo – Hoop, intentional hooking onto the suspension system (the textile sling) is permitted.

Creating a hazardous situation (e.g., costume entanglement, low-height elements causing floor impact) will result in deductions.

Apparatus checks in the open competition area are limited to **three elements or exercises** and may only be used to confirm suspension height — rehearsal of the full program is prohibited.

6.6 Program Composition Requirements

Tables 4 & 5 (below) define the **minimum number of static elements**, required distribution among strength/flexibility/balance groups, and maximum element values per level for **Women / Junior Girls / Mixed Duos** and **Men / Junior Boys** respectively.

Table No. 4

Requirements for the following categories: women, junior girls, and mixed Duos.

	Classification program	
	A	B
Maximum point for a static element	**0.2 - 0.8 points**	**1 - 1.4 points**
Minimum number of static elements indicated in the Difficulty Form	At least **8 static elements**, including: - 2 elements from the flexibility group, - 2 elements from the strength group, - 2 elements from the balance group, - 2 elements to choose from any group	At least **10 static elements**, including: - 3 elements from the flexibility group, - 3 elements from the strength group, - 3 elements from the balance group, - 1 element to choose from any group
Additional component: **Apparatus feature**	1	1
Additional component: **Connection**	No more than 3	No more than 3

Table No. 5

Requirements for the men's and juniors' categories.

	Classification program	
	A	B
Maximum point for a static element	**0.2 - 0.8 points**	**1 - 1.4 points**
Minimum number of static elements indicated in the Difficulty Form	At least **8 static elements**, including: - 3 elements from the strength group, - 3 elements from the balance group, - 2 elements to choose from any group	At least **10 static elements**, including: - 5 elements from the strength group, - 4 elements from the balance group, - 1 element to choose from any group
Additional	1	1

component: **Apparatus feature**		
Additional component: **Connection**	No more than 3	No more than 3

6.7 Difficulty Form Requirements

All static elements must be listed in the **exact order of performance**.

Elements performed out of order are not credited; scoring resumes from the next element performed in sequence.

The Difficulty Form must include:

- Accurate illustration, element number and point value for each static element;
- Clear and legible descriptions;
- Space for judge evaluation and comments;
- Competition name and date.

Splitting a single table row across pages is prohibited.

The completed Difficulty Form must be submitted for registration **at least two (2) hours before** the athlete's scheduled performance.

Failure to submit will result in **all elements and components being unscored**.

7. Requirements for Performance Duration and Musical Accompaniment

7.1 Musical Content Regulations

All musical selections (instrumental or vocal) must be free from:

- Obscene or offensive language;
- References to violence, smoking, narcotics, or alcohol;
- Erotic, religious, or political content.

Music labeled *18+* is strictly prohibited.

At the request of the **Main Judging Panel (MJP)**, the athlete's representative must provide a **full translation** of any lyrics in a foreign language.

7.2 Acceptable Musical Formats

Music may be performed:

- On one or more instruments;
- Vocally, including choral arrangements;
- Using the human voice as a musical instrument.

Multiple compositions may be combined, provided transitions are seamless and free from pauses.

Extraneous or illogical sound effects are prohibited.

Starting sound signals are permitted **only** at the very beginning of the track.

7.3 Performance Duration Limits

Program Level	Silks / Hoop / Straps – Solo	Silks / Hoop / Straps – Duo
A	Up to 3:20 min	Up to 3:30 min
B	Up to 4:10 min	Up to 4:10 min

Timing begins with the **first audible sound** and ends immediately at the track's conclusion.

Elements performed **after the music ends** are not scored.

Exceeding the time limit by **more than 3 seconds** is not permitted.

The chosen track must be synchronized in length with the choreographic design of the classification program.

8. Technical Protocol & Classification Program Assessment

The **Technical Protocol** defines the criteria and point ranges used by the judging team to evaluate the execution, structure, and technical quality of an athlete's classification program.

8.1 Structure of the Classification Program

Points Range: 0.5 – 6.0 (overall)

- All routines must present a balanced combination of elements from the following groups:
  - Strength
  - Flexibility
  - Balance
  - Dynamic exercises / drops / release elements
  - Rotations
  - Floor work
- No single group should dominate the routine.
- Each group is evaluated as either:
  - **Insufficient / Non-Technical** – 0.5 pts
  - **Sufficient / Technical** – 1.0 pt
- Absence of a group results in **0 points** for that group.

8.2 Rotation in Elements

Points Range: 0 – 3.0 (overall)

- Evaluated based on **speed** and **duration** of rotation (minimum 360°);
- **Speed Component**:
  - 0.5 pt – Slow rotation, one 360° turn;

    - 1.0 pt – Combined rotation, 360–1080° across elements;
    - 1.5 pts – Fast rotation, 1440°+ within a single element.
- **Duration Component**:
    - 0.5 pt – Rotation appears in several elements;
    - 1.0 pt – Rotation present in half the routine;
    - 1.5 pts – Rotation present throughout the routine.

8.3 Drops

Points Range: 0.4 – 1.6 (per exercise)

- Evaluated based on difficulty and execution quality;
- Drops must vary in style. Each drop is evaluated according to its difficulty group (A-D).

8.4 Release Elements

Points Range: 1.5 – 3.0 (per exercise)

- Evaluated based on complexity:
    - 1.5 pts – Simple release (vertical, head-up, no inversion/rotation, or poor execution);
    - 2.0 pts – Intermediate release (vertical, head-down, no inversion/rotation);
    - 2.5 pts – Advanced release (180° torso rotation during release);
    - 3.0 pts – Complex release (360° torso rotation during release).
- Consecutive releases without grip adjustment or repeated swinging add **+0.5 pts** to the second release.

8.5 Mounts (from the Floor), Climbs, and Dismounts

Points Range: 0.4 – 1.6 (per exercise)

- Scored for variety and complexity;
- Climbs along flexible apparatus are credited starting from **3 repetitions**; In Hoop disciplines, an ascent to the upper bar is credited as a climb, while climbing along the side bar is credited from **3 repetitions.**
- Mounts, climbs, and dismounts are evaluated according to their difficulty groups (A-D).

8.6 Dynamic Exercises

Points Range: 0.4 – 1.6 (per exercise)

- Includes cyclic rotations (at least 3 times), dynamic changes (at least twice), transitions between flags, and split transitions;
- Must demonstrate variety and technical accuracy;
- Cyclic rotations of the same type performed continuously in different directions are scored as one single exercise.

Exercises performed non-technically (including those with extra grips, movement controls, loss of balance, or violation of exercise form) will be awarded the minimum point value – 0.4 points.

Unperformed exercises and drops will be awarded 0 points.

Repeated exercises are not evaluated.

8.7 Difficulty Group Classification

- Exercises are categorized into Groups **A, B, C, D** with fixed base values:
  - **Group A** – 0.4 pts
  - **Group B** – 0.8 pts
  - **Group C** – 1.2 pts
  - **Group D** – 1.6 pts
- All exercises performed in the classification program will be evaluated according to above mentioned four difficulty groups (Table No. 6, Table No. 7, Table No. 8);
- All variations of exercises not included in this table are evaluated according to four groups of difficulty.

Table No. 6

Difficulty Groups in Sports Disciplines
Solo – silks, Duo – silks

Exercise Group 'A'	
MOUNTS	
	Tuck mount variations with bent legs
	Straight-arm support variations
CLIMBS	
	Leg-hook climb variations on a split apparatus
	Climb variations via tuck
DISMOUNTS	
	Flip dismounts without releasing the apparatus
DROPS	
	Semi-component, single-component, and double-component turns / flips drops with securing arm / torso / leg wraps, with a flight phase not exceeding the athlete's height

	Sliding drops not exceeding the athlete's height
DYNAMIC EXERCISES	
	Cyclic rotations with the legs secured in knots / spirals
Exercise Group 'B'	
MOUNTS	
	Straight leg mount variations
	Side flip variations with floor support
	Mount variations via a pull-up
CLIMBS	
	Climb variations on a split apparatus with a knee hook and turn
	Straight leg climb variations
	Climb with hand and foot regrips (six regrips)
DISMOUNTS	

	180-degree flip dismount variations
DROPS	
	Three-component turns / flips with securing arm / torso wraps
	Release drops and sliding drops exceeding the athlete's height with securing arm / torso wraps
	Drops to single foot / shin hang
	Single-component turns / flips without securing wraps, with a fixed grip (where the final grip is at the same place as the initial grip)
	Semi-component drops without securing wraps, with one-handed regrip
DYNAMIC EXERCISES	
	Cyclic rotation variations with spiral arm / leg wraps
	Elbow-hook rotations
	Single transition in flags
Exercise group 'C'	
MOUNTS	
	Backward straddle jump with straight legs
	Tucked one-arm flip performed sideways to the apparatus
	Back flag from a support position

	One-arm front flag from a hanging position
CLIMBS	
	Straight leg raise with back support on the silk
	Amplitude lift via a turn
	Strength climb variations with leg transitions (with 6 grips)
	Hand-supported climb in L-shape position with straight legs (with 6 grips)
DISMOUNTS	
	Dismount variations from a hang / support, where the starting position is above the athlete's height
DROPS	
	Single-component and double-component turns / flips with a flight phase, performed without a securing wrap, where the final grip is lower than the initial grip
DYNAMIC EXERCISES	
	Double transition in flags
	Sliding variations into front / side balance splits with foot support
	Double transition in balance splits with a mandatory right – left leg switch, with calf support
	Single transition in balance splits from a front to a side split, with a foot support

Exercise group 'D'	
MOUNTS	
	Mount variations into the back flag from a hang
CLIMBS	
	Climb variations via a reverse twist
	Back flag climb
DROPS	
	Three-component or multiple turns / flips without a securing wrap, with the final grip ending lower than the initial grip
	Drop variations with a flight phase of two or more athlete's body heights, using a securing wrap
DYNAMIC EXERCISES	
	Cyclic rotation variations with arm wrap (Roll-Up)
	Variations of double transitions in balance splits with a mandatory switch of right / left leg, using a foot lock

Table No. 7

Difficulty Groups in Sports Disciplines
Solo – hoop, Duo – hoop

Exercise Group 'A'	
MOUNTS	
	Mount variations via tuck
CLIMBS	
	Climb variations via tuck

DISMOUNTS	
	Flip dismounts without releasing the apparatus
DROPS	
	Drops into knee hooks from the side / bottom bar or partner hang
	Drops into a knee hook with a leg hold from the side / bottom bar
	Combined drops with a grip switch
DYNAMIC EXERCISES	
	Knee hang cycling rotations
	Straight-leg cyclic rotation variations with hand grip on the hoop

Exercise Group 'B'	
MOUNTS	
	Mount variations with straight legs
	Two-arm front flag
CLIMBS	
	Straight-legged amplitude climb variations to the top bar (swing)
	Hand-supported climb variations along the side bar (6 grips)
DISMOUNTS	
	Leaps with a 180-degree flip, with the rotation commencing at the moment of releasing the apparatus
DROPS	
	Drop variations into the hands without grip switch
	Flip drops into two-limb catches on the bottom bar

	
	Top – to – bottom bar flip drops
DYNAMIC EXERCISES	
	Cyclic rotation variations on the side bar
Exercise Group 'C'	
MOUNTS	
	Amplitude one-arm mount variations into the knee hangs
	One-arm front flag
CLIMBS	
	Straight-leg raise variations to the top bar from a hang
	Amplitude climb variations with a turn / flip
	Strength mounts variations out of an element

DISMOUNTS	
	360-degree flip dismounts variations from the bottom / side bar
DROPS	
	Drops into two-limb catches from a hang on the top bar to the bottom bar
	Double-component and combined drops
DYNAMIC EXERCISES	
	Elbow cyclic rotations
	Hip-hang rotation
	Combined rotation on the bottom bar
	Single flag – to – flag transition

Exercise Group 'D'	
MOUNTS	
	One-arm back flag mount
	Strength mount variations performed on two arms
CLIMBS	
	Climb variations via a straddle press from a hang / support
DISMOUNTS	
	360-degree flip dismount variations from a hang on the top bar
DROPS	
	Drops from a hang on the top bar into a single-limb catch on the bottom bar
DYNAMIC EXERCISES	
	Double and multiple transitions from flag to flag

Difficulty groups in sports disciplines
Solo – straps, Duo – straps

Exercise Group 'A'	
MOUNTS	
	Mount variations via tuck
CLIMBS	
	Climb variations via tuck
DISMOUNTS	
	Flip dismounts without releasing the apparatus
DROPS	
	Semi-component / single-component drops with turn / flip
	Sliding drops less than the athlete's height
DYNAMIC EXERCISES	
	Cyclic rotations with legs secured in knots / spirals
Exercise Group 'B'	
MOUNTS	
	Mount variations with straight legs

	Front flag mount on two arms
CLIMBS	
	Climb variations with straight legs
	Arm and leg regrip climb (six regrips)
DISMOUNTS	
	180-degree flip dismounts from a hang
DROPS	
	Double-component turn / flip drops
	Single-component turn / flip drops without a securing wrap, grip fixed in one position
DYNAMIC EXERCISES	
	Cyclic rotations variations with arm and leg support
	Elbow hook rotations
	Single transition from flag to flag

Exercise Group 'C'	
MOUNTS	
	Front flag mount on one arm
CLIMBS	
	Pull-up climb variations
DISMOUNTS	
	Dismount variations with 360-degree twist
DROPS	
	Combined drops
DYNAMIC EXERCISES	
	Double transition from flag to flag
	Double transition in balance splits with a mandatory switch of right / left leg with calf support
	Transition from a hang into a balance split
	Slide into front / side balance split with foot support
Exercise Group 'D'	
MOUNTS	
	One-arm back flag mount from a hang
CLIMBS	

	Reverse twist climb variations
	Partner lifting variations with rotation
DROPS	
	Single-limb / neck drops
DYNAMIC EXERCISES	
	Cyclic rotation with arm wrap (Roll-Up)
	Triple or more transitions from flag to flag

9. Classification Program Assessment – Execution Protocol

The **Execution Protocol** (Appendix No. 8) evaluates the artistic, choreographic, and presentation quality of the athlete's routine. Scoring is based on overall impression, movement quality, and integration of performance elements.

9.1 Floor Work

Points Range: 0 – 6.0 (overall)

- **3 points** – Complexity of acrobatic and choreographic floor content, evaluated by the variety and difficulty of all floor elements;
- **3 points** – Technical execution of acrobatics, choreography, and dance;
- Evaluated based on:
    - Difficulty, flexibility, originality, and quality of dance movements;
    - Logical transitions and connections between elements.
- Difficulty classification:
    - **Light**: Splits, bridges, cartwheels, balance elements (basic and with leg extensions/holds), toe turns (turns on demi-pointe), walkovers, elbow stands, basic jumps, grand jeté, roundoff;
    - **Medium**: switch leg walkover, one-handed walkover, walkover with body rotation, valdez (back walkover from a seated position); chest stands; one-handed cartwheel, cartwheel to seated position, elbow cartwheel; handstands; rolling tinsica (spider cartwheel);

    - **Complex**: Straddle press to handstand, front / back / side aerial, handspring (flic-flac), flip (somersault, salto), layout backflip, Mexican handstand.
- For Level B (Professional), maximum scores require a tumbling pass (i.e., a connected sequence of 2 or more acrobatic elements) containing at least **two complex acrobatic elements**.
- In a tumbling pass of acrobatic jumps, the following are permitted only once: a turn to change direction, an additional step to switch the working side, or an amplitude-increasing exercise such as a roundoff or power hurdle.
- Exercises not listed in this table will be evaluated based on their difficulty at the discretion of the execution judge.
- A floor exercise sequence consisting of only 1-2 exercises cannot be awarded the maximum 3 points for difficulty, as this is considered insufficient for proper evaluation. The recommended number of floor exercises (acrobatic and choreographic) is between 3 and 8 in total for both the initial and final sections of floor work.
- Floor work without choreography or acrobatics scores **0 points**.

9.2 Flexibility and Splits on the Apparatus

Points Range: 0 – 4.0 (overall)

- Evaluated in four categories:
    - Right-leg front split;
    - Left-leg front split;
    - Side split;
    - Back flexibility.
- Scoring:
    - 0 pts – Not demonstrated;
    - 0.5 pts – Demonstrated but <180° or with technical faults;
    - 1.0 pt – Demonstrated correctly.

9.3 Choreographic Movements on the Apparatus

Points Range: 0 – 3.0 (overall)

- Evaluated based on plasticity and movement amplitude, additional stylistic (dance) movements, and posture.
- 0 pts – No choreographic movements on the apparatus;
- 1.0 pt – Poor or musically unsuitable choreography, a routine lacking in amplitude, with rushed or fussy movements;
- 2.0 pts – Present in half the routine, but with loss of posture;
- 3.0 pts – Present throughout the routine with continuous expression and control demonstrating a high level of plasticity and grace. An amplitude-based, choreographic routine.

9.4 Artistic Presentation

Points Range: 0.5 – 3.0 (overall)

- Evaluates facial expression, audience engagement (eye contact with the audience), and gestures.
- 0.5 pt – No facial expression;
- 1.0 pt – Sparse facial expression and/or facial expression not matching the music; facial expression only during floor work;
- 2.0 pts – Facial expression is present in **half the routine**;

- 3.0 pts – Expression throughout.

9.5 Musicality of Classification Program

Points Range: 0.5 – 3.0 (overall)

- Evaluates how well the tempo and rhythm of the athlete's movements align with the tempo and rhythm of the music.
- 0.5 pt – Music used as background only; the routine is not connected to the music;
- 1.0 pt – Alignment with music tempo–rhythm only during floor work;
- 2.0 pts – Intermittent alignment with music tempo–rhythm;
- 3.0 pts – Consistent alignment with music tempo–rhythm throughout the entire routine.

9.6 Costume–Music Correspondence

Points Range: 0.5 – 3.0 (overall)

- Evaluates the harmony between the costume design and the music theme.
- 0.5 pt – Dirty/damaged or ill-fitting costume (wrong size);
- 1.0 pt – Training attire (including adapted training wear or training attire decorated with rhinestones) or mismatch with the music;
- 2.0 pts – Unclear or weak thematic connection with the music; costume lacks detailing;
- 3.0 pts – Clear and expressive thematic alignment. A defined theme or character/image is present.

9.7 Synchronization in Duo

Points Range: 0 – 3.0 (overall)

- Evaluates timing and coordination of partners' movements, the synchronization of entries, dance (choreographic) movements, and synchronized elements.
- 0 pts – No synchronization;
- 1.0 pt – Synchronization only in floor segments;
- 2.0 pts – Synchronization in half of the routine;
- 3.0 pts – Synchronization throughout the entire routine.

10. Classification Program Assessment – Deduction Protocol

The **Deduction Protocol** (Appendix No. 9) defines penalties applied for technical errors, rule violations, safety breaches, or procedural non-compliance. All deductions are applied **per occurrence** unless stated otherwise.

10.1 Grip Adjustments

Deduction: 0.1 pt each

- Unnecessary or repeated changes in grip, hold, or wrap to obtain a more comfortable support on the apparatus.

10.2 Knees and Feet

Deduction: 0.1 pt each

- Relaxed, unpointed, or improperly positioned feet (except when a flexed foot position is used as a deliberate stylistic choice required by choreography);
- Relaxed knee alignment or insufficient leg extension.

10.3 Failure to Perform Declared Element

Deduction: 1.0 pt each

- Unintentional loss of the final position of a declared element without a subsequent successful attempt.

10.4 Appearance Violations

Deduction: 2.0 pts each

- Breach of any requirement stated in **Section 5 – Equipment and Costumes**.

10.5 Fall off the Apparatus

Unplanned loss of height resulting in transferring the body weight to the floor without maintaining a controlled grip or wrap on the apparatus.

Deduction: 5.0 – 10.0 pts each

- **5 pts** – Fall on the feet, knees, or buttocks;
- **10 pts** – Fall on the back, neck, or abdomen.

10.6 Movement Control

Deduction: 0.5 pt each

- Slips, wobbles, or loss of balance in floor or apparatus elements (including entanglement of the apparatus or unintended floor contact).

10.7 Floor/Apparatus Boundary Violations

Deduction: 0.5 pt each

- Stepping outside the competition area;
- Intentional hooking onto carabiners or suspension hardware.

10.8 Inconsistency of Starting/Final Position with the Music

Deduction: 2.0 pts (overall)

- Movement begins before the music starts or ends before/after the track concludes;
- Absence of a defined final static position;
- Overextended final pose held without movement or with repetitive movement.

10.9 Incorrect Completion of Difficulty Form

Deduction: 2.0 pts (overall)

- Incorrectly completed Difficulty Form (e.g., inaccurate numbering, missing elements, mismatched illustrations).

10.10 Non-compliance with the Rules

Deduction: 3.0 pts each

- Performing elements prohibited for the level;
- Singing or verbal communication during the performance (except permitted “Up” command in specific Duo disciplines);
- Communicating with coach/representative during the performance;
- Starting or ending the program on the apparatus;
- Disrespect towards other participants or officials;
- Rehearsing during another athlete’s performance on an adjacent apparatus;
- Exceeding time limits or violating music regulations;
- Creating dangerous situations due to poor height control or unsafe costume features;
- Failing to appear in the competition area when called;
- Late registration or missing mandatory documentation.

An athlete may receive a deduction in the Deduction Protocol for infractions both before and after the announcement of scores or issuance of the Protocol, provided that the MJP was informed of the Rules violation after the announcement of scores or issuance of the Protocol. In such cases, the final results for the age group shall be recalculated accordingly.

11. Organizational Requirements

11.1 Safety Compliance

All competitions sanctioned by IAAA must fully comply with the IAAA Safety Regulations for official sporting events, as well as any applicable local and national safety laws and regulations. These standards are designed to safeguard the physical well-being of all participants, officials, and spectators, while also ensuring the structural and operational integrity of the event environment.

The Organizing Committee bears full responsibility for implementing and maintaining all necessary safety measures before, during, and after the competition. This includes:

- Conducting a comprehensive pre-event risk assessment of the venue, apparatus, rigging systems, and supporting infrastructure;
- Ensuring that all apparatus installations meet the IAAA’s technical and load-bearing specifications;
- Verifying the presence of qualified rigging and safety personnel on site;
- Implementing crowd management systems to prevent congestion or unsafe conditions among spectators;
- Establishing clear emergency evacuation procedures and ensuring all staff are trained to execute them;
- Coordinating with medical and security services to provide continuous coverage throughout the event.

The Organizing Committee must also respond promptly to any safety concerns raised by judges, athletes, or officials and take corrective action immediately to eliminate hazards. Failure to meet these requirements may result in event suspension, cancellation, or sanctions by IAAA.

11.2 Responsibilities of the Organizing Committee

The Organizing Committee is appointed by the host organization and is responsible for:

1. **Venue Preparation**
    - Ensuring the readiness of competition and warm-up areas, including providing athletes with an opportunity to warm-up no later than **one hour** before the start of the competition;
    - Providing seating for judges, secretariat, and spectators;
    - Preparing ancillary facilities: athlete changing rooms, judges' rooms, medical facilities, and sanitation areas.
2. **Equipment & Inventory**
    - Supplying apparatus, rigging, and safety mats that meet all IAAA technical specifications;
    - Ensuring proper installation by certified rigging specialists.
3. **Operational Support**
    - Providing musical accompaniment equipment and timing systems;
    - Ensuring the availability of all judging documentation and IT systems;
    - Arranging technical photo/video recording and/or live broadcast.
4. **Personnel**
    - Appointing and briefing auxiliary staff;
    - Assigning an official competition host, who operates under the supervision of the Chief Judge;
    - Ensuring the Chief Judge is notified of their appointment by the host organization.
5. **Medical & Security**
    - Providing medical support for the entire duration of the competition;
    - Ensuring security personnel are present for crowd and venue safety.
6. **Information Management**
    - Maintaining an information board displaying schedules, results, and announcements;
    - Publishing the schedule on the organizer's online platforms at least **3 days before** the competition starts.

11.3 Competition Schedule

The official competition schedule is a legally binding operational document and must be signed and formally approved by the Chief Judge prior to its publication. The schedule must present a clear, chronological outline of all event activities, including:

- Opening and closing times of the venue for each day of the competition;
- Designated warm-up periods and apparatus testing sessions;
- Athlete registration and accreditation times;
- Detailed performance order, with exact start times for each routine;
- Times for ceremonial activities, including the opening ceremony, medal presentations, and closing ceremony;
- Any scheduled technical meetings or briefings.

The schedule may be finalized only after the Admission Commission has verified all athletes and approved the official start list. It must be posted on the competition's official information board no later than 10 minutes before the start of the first performance and, where possible, published electronically via the organizer's website or other official communication channels.

The sequence of performances must strictly follow age categories and discipline groupings as set out in the competition Regulations, with no arbitrary rearrangements. Under no circumstances may events commence

earlier than the times stated in the approved schedule, in order to safeguard the rights of athletes, officials, and spectators.

11.4 Venue Zoning Requirements

The competition venue must be arranged into clearly defined functional zones, each serving a specific operational or safety purpose. The zoning plan must be approved by the Organizing Committee and verified by the Chief Judge before the event opens. At a minimum, the venue must include:

- **Competition areas** — maximum of two, each containing one or two performance platforms configured in accordance with IAAA apparatus and safety standards;
- **Warm-up zone** — a designated area for athletes to physically prepare and rehearse routines prior to performance;
- **Apparatus testing area** — an isolated space where athletes can inspect, test, and adjust apparatus under supervision without disrupting competition flow;
- **Judging and Scoring Commission area** — strategically placed to allow clear sightlines while remaining secure and inaccessible to unauthorized individuals;
- **Athlete changing rooms** — equipped with secure storage, seating, and adequate lighting and ventilation;
- **Medical zone** — staffed by qualified medical personnel and equipped for first aid, injury assessment, and emergency response;
- **Spectator seating** — safely distanced from competition areas, offering unobstructed views without interfering with athlete or judge operations;
- **Sanitary facilities** — clean, sufficient in number, and accessible to athletes, officials, and spectators in compliance with local health regulations.

All zones must be clearly marked and maintained in a state that supports the smooth and safe conduct of the competition. Access control measures must be implemented to prevent unauthorized entry into restricted areas.

11.5 Performance Area Standards

The official performance floor dimensions shall measure **6 meters by 6 meters.** The entire surface must be fully covered with interconnected sports tatami mats or equivalent approved sports flooring to provide a stable, non-slip, and impact-absorbing surface, thereby ensuring both performance quality and athlete safety.

The tatami mats must be:

- Firmly joined with no gaps, overlaps, or uneven edges;
- Maintained in clean, dry, and damage-free condition throughout the event;
- Of uniform thickness and density to prevent variations in footing that could compromise performance or safety.

For logistical efficiency at larger events, up to two separate competition areas may be arranged to operate alternately within a single designated sports zone. This arrangement must be planned to ensure that performances in one area do not interfere visually or acoustically with those in the other. Adequate space must be maintained between the two areas to allow for safe athlete movement, apparatus installation, and unobstructed judging sightlines.

In all cases, the layout of the competition areas must be approved by the Chief Judge prior to the start of the event to confirm compliance with technical and safety standards.

11.6 Apparatus Technical Specifications

Aerial apparatus are suspended using support structures composed of combinations of carabiners, swivels, figure-eight, and slings. For sporting competitions in aerial athletics, only apparatus, equipment, and inventory with accompanying documentation (product passport or certification) and designed for human use at height are permitted.

Prior to each competition, all apparatus must undergo inspection for wear, damage, and adherence to applicable requirements. The specific equipment inspection procedure is detailed in the Competition Regulations. Installation and dismantling of equipment must be performed exclusively by qualified technicians certified to work at heights.

Should an athlete's apparatus be unserviceable, lack the necessary documentation, or fail to meet the equipment standards established by these Rules, the athlete will be required to use the apparatus provided by the competition organizer.

Suspension Components

- **Carabiner**: Steel/aluminum, symmetrical oval shape, screw lock, MBS ≥ 22 kN;
- **Figure Eight**: Steel/aluminum, MBS ≥ 30 kN;
- **Swivel**: Steel/aluminum, MBS ≥ 30 kN.

Aerial Hoop

- Stainless steel, tube diameter 25–28 mm, welded through a mandrel;
- Internal diameter: 75 cm, 85 cm, 95 cm, or 100 cm;
- Fully wrapped in cotton tape;
- Suspended by textile sling (100–200 cm);
- Safety mat: 2 x 2 m, height ≥ 30 cm, density ≥ 35 kg/m³.

Aerial Silks

- Fabric: Satin, atlas, gabardine, or nylon;
- Density ≥ 100 g/m²; load capacity ≥ 110 kg;
- Working length: 6–8 m; width ≥ 90 cm;
- No foreign objects attached;
- Safety mat as above.

Aerial Straps

- Material: Kapron, neoprene, or cotton;
- Breaking load ≥ 1000 kg;
- Length: 1.5–4 m; width ≥ 4 cm;
- No additional devices;
- Safety mat as above.

11.7 Judges' and Scoring Commission Areas

The designated working areas for the Judges' Team and the Scoring Commission must be positioned at a minimum distance of 2 meters from the edge of the performance area to ensure both safety and impartiality. These zones must remain strictly inaccessible to athletes, coaches, and spectators at all times during the event, except for authorized technical staff when required for operational purposes.

Each area must be properly equipped with:

- Tables and chairs of suitable size and stability to allow for comfortable work throughout the competition;
- All official judging documentation and scoring sheets;
- Electrical connections and secure cabling for computers, printers, timing systems, and other IT equipment;
- Adequate lighting to enable accurate evaluation and recordkeeping, even in dimly lit or evening sessions;
- Protection from environmental factors such as direct sunlight, wind, or precipitation in outdoor venues.

The positioning of these areas must provide judges with an unobstructed, front-facing view of the performance area to ensure consistent and accurate scoring. Minimum distance of 2 meters must be maintained between the edge of the competition area and the judges' working area.

11.8 Musical Accompaniment

The competition venue must be equipped with a sound system of sufficient capacity, clarity, and quality to ensure that musical accompaniment is clearly audible in all parts of the performance area, regardless of the venue's size or acoustics.

The sound operator's station must be located in a position that allows clear visual contact with the performance area and must be readily accessible to the team representative responsible for music submission or oversight. This station must have a direct and reliable connection to the venue's electrical supply to prevent interruptions.

In addition, the sound operator's station must be equipped with:

- A performance timing system that is clearly visible and synchronized with official competition timing;
- Backup playback devices to ensure continuity in the event of primary equipment failure;
- Controls enabling precise start/stop of music at the required moment in accordance with the athlete's program;
- Adequate protective measures for equipment to guard against environmental or accidental damage.

The sound system and operator must be fully tested and operational before the start of each competition day to guarantee smooth and uninterrupted program execution.

12. Organization of the Competition

12.1 Admission Commission

The Admission Commission is an official body established by the Organizing Committee for each IAAA-sanctioned competition and is headed by the Chief Secretary of the event. It operates as the primary administrative checkpoint for verifying and confirming the eligibility of all registered athletes and accredited participants.

Its primary mandate is to ensure that every competitor and their team have submitted all necessary documentation in full compliance with the requirements set forth in these Rules, the official competition Regulations, and any additional directives issued by IAAA.

Required documents (original + copy, where applicable):

1. Proof of athlete identity;
2. Document confirming territorial affiliation;
3. Medical clearance for participation in aerial athletics competitions;
4. Valid medical insurance policy;
5. Life and accident insurance policy specifying coverage for aerial athletics;
6. Consent of parent/legal guardian for minors;
7. Consent for personal data processing.

12.2 Insurance Requirements

All athletes must hold:

- **Compulsory medical insurance**; and
- **Accident life and health insurance** covering competitive aerial athletics for the event period.

Minimum coverage must include:

- Injury resulting from an accident;
- Loss of working capacity;
- Disability (Group I, II, III) or designation as “child with disability”;
- Death as a result of an accident.

Participation in sports competitions requires a valid accident insurance policy covering aerial athletics for the duration of the event, and proof of insurance must be submitted to the Admission Commission prior to the start of the competition.

12.3 Medical and Anti-Doping Control

Anti-doping compliance is a mandatory requirement for all IAAA-sanctioned competitions. All measures taken in this area must fully adhere to the provisions of the World Anti-Doping Code, the WADA International Standards, and any supplementary directives issued by IAAA.

Every accredited participant in the competition — including athletes, coaches, team medical personnel, event medical staff, technical officials, and members of the organizing committee — must be fully briefed on the applicable anti-doping control procedures.

The Organizing Committee must ensure the presence of a qualified and licensed medical professional on site throughout the entire duration of the competition. This appointed medical specialist shall be responsible for:

- Overseeing the implementation of anti-doping sample collection when required;
- Monitoring the health and physical readiness of all participants;
- Providing immediate medical assistance in the event of injury or illness;
- Advising the Chief Judge and Main Judging Panel (MJP) on medical matters, including potential athlete withdrawal on health grounds;
- Ensuring that venue sanitary and hygiene conditions meet established safety standards;
- Coordinating with emergency medical services for rapid response in serious cases.

No competition session may commence or continue without this medical coverage in place.

12.4 Athlete Withdrawal

Athletes may be withdrawn:

- At their own request;
- At the request of their official representative;
- By decision of the Main Judging Panel (MJP) if:
    - Identity document discrepancies occur;
    - Required documents are missing;
    - Athlete is disqualified;
    - Medical staff advise withdrawal for health reasons.

- The official representative must immediately notify the Chief Judge in such cases.

12.5 Performance Interruptions

Technical Interruptions (No Fault of Athlete)

- If a routine is disrupted due to equipment failure or other organizational issues, the athlete may stop and repeat the performance without deduction.

Athlete/Coach Error

- If music fails due to poor quality recording or damaged media, the performance is stopped and repeated **with a deduction**.

Force Majeure

- In exceptional cases, the MJP may authorize a repeat performance, with deductions applied at their discretion.

Injury

- In the interest of athlete safety and well-being, any performance may be halted immediately due to demonstrated injury or the presence of a potentially hazardous situation. The authority to interrupt the performance under these circumstances rests with:

    - The MJP or any duly appointed member of the judging team;
    - The athlete's official representative;
    - The injured athlete themselves;
    - Officially credentialed medical personnel present at the competition venue.

- Any determination regarding the feasibility of an athlete resuming competition following such interruption shall be made by the MJP, acting in consultation with both the attending medical professional and the athlete's official representative.
- In the event that a repeated performance is permitted but the athlete is subsequently unable to complete the prescribed classification program, said performance shall receive no evaluation, and the athlete shall be withdrawn from further competition.

Costume damage

- If costume damage during a classification program demonstration becomes hazardous or exposes intimate body parts, the MJP may stop the performance. The athlete shall then be offered the opportunity for a repeat performance, with a deduction applied.

Apparatus / Suspension damage

- During the presentation of the classification program, the MJP may halt the performance due to apparatus / suspension damage. Following the repair or replacement of the affected equipment, the athlete will be afforded the opportunity for a re-performance. Should the damage occur due to the athlete's own fault, a re-performance will be granted, with a deduction applied.

13. Competition Results

13.1 Recording the Results of Classification Program

Each member of one judging team shall assess the athlete's performance according to one of the following four designated protocols:

- Technical Protocol;
- Difficulty Form;
- Execution Protocol;
- Deduction Protocol.

The scores derived from each protocol will be incorporated into the participant's final Individual Protocol as follows: the scores from the Technical Protocol, Execution Protocol, and Difficulty Form shall be summed, and the score from the Deduction Protocol shall be subtracted from this total. The resultant value will constitute the participant's final score.

Each participant's final score will be recorded in the official General Competition Protocol of the aerial athletics competition for the preliminary notification of results.

Methods for determining the winner and allocating places.

13.2 Procedure of Winner Determination

Individual Ranking

The calculation of results in all disciplines is the responsibility of the Scoring Commission.

The winner within each classification program and age group shall be the athlete with the highest cumulative score as recorded in the General Competition Protocol of the aerial athletics competition. In the event of a tie in cumulative scores, the winner shall be the athlete who achieved the highest score on the Difficulty Form.

All calculations and final results for each group shall be maintained in the General Competition Protocol of aerial athletics competition.

Team Ranking

In addition to the determination of individual results, the competition also provides for a team ranking. Each team shall consist of ten (10) athletes, and the results of all its members shall be taken into account when establishing the overall team standings.

The total team score shall be defined as the sum of the final points earned by each athlete of the team in the individual competition. Based on this cumulative result, teams shall be ranked in descending order. The team with the highest total score shall be declared the winner of the team classification and awarded first place, with the remaining teams placed accordingly.

In the event of a tie in total team points, priority shall be given to the team with a greater number of athletes achieving prize-winning individual placements. Should equality persist, the higher place shall be awarded to the team whose athlete has obtained the highest individual result among its members.

All team calculations and results shall be included in the General Competition Protocol of the aerial athletics competition on equal footing with the individual results.

The decisions of the judging team are final and binding, and are not subject to alteration, except in cases where a formal protest is submitted in accordance with the Rules.

13.3 Protests and Appeals

The right to lodge a protest is strictly limited to the official team representative as recognized by the Admission Commission. This ensures that all communications are formal, centralized, and conducted by authorized personnel.

Protests must:

- Be submitted in writing, addressed to the Chief Judge of the sports competition;
- Clearly state the specific decision, action, or incident being contested;
- Include all relevant supporting evidence, such as video footage, photographs, or written witness statements;
- Be lodged within the precise timeframe established in the official Competition Regulations — late submissions will not be considered.

Upon receipt, the MJP will review the protest according to established IAAA's procedures, which may involve:

- Consulting relevant judges or technical officials;
- Reviewing available evidence;
- Conducting a brief hearing with involved parties, if deemed necessary.

Following deliberation, the MJP will issue a formal decision. This ruling is final for that competition and must be respected by all parties, without further debate or disruption of the event.

13.4 Disqualification

A participant may be subject to disqualification, either during the sports competition by order of the Chief Judge, or prior to or following the conclusion of the event. The decision regarding disqualification shall be communicated to the participant's official representative or transmitted to their registered address via written notification.

The applicable sanctions and the specific conditions that may warrant the disqualification of participants in sports competitions are detailed in Table No. 9.

Table No. 9

Violation before and after the sports competition	**Disqualification period**
Public insults of sports competition participants, defamation, and insults in publications, or posting abusive comments on social media.	These sports competitions
Violation during sports competitions	
Insulting other participants, their representatives, or guests during a sports competition; using obscene language; engaging in unsportsmanlike	These sports competitions

conduct during the competition or at the awards ceremony; or using unsafe or uncertified apparatus.	
Deliberate removal of costume elements on the competition area in a manner that is not part of the routine.	These sports competitions
Consumption of alcoholic beverages, narcotic substances, and tobacco products, including electronic cigarettes.	These sports competitions
The receipt by athletes, sports judges, coaches, team managers, official representatives, or sports competition organizers (including their staff) of money, securities, or other property, in-kind services, other benefits or advantages, or their collusion to do so.	These sports competitions
Bribery of athletes, sports judges, coaches, team managers, official representatives, or sports competition organizers.	These sports competitions

14. Sports Judges

The assignment of sports judges to sports competitions is conducted according to the applicable rules and requirements for their inclusion on judging teams, as well as the specified qualification requirements for IAAA's sports judges.

14.1 Duties of Sports Judges

Each sports judge is responsible for adhering to the following stipulations:

- Maintain a thorough knowledge of, and strictly adhere to, all applicable regulations, demonstrating consistent organization and disciplined conduct;
- Execute judging responsibilities within the designated capacity;
- Report promptly to the designated venue to receive instructions and documentation, and assess the designated work area;
- Immediately notify the Chief Judge of rule infractions, incidents, or undue influence attempts;
- Demonstrate proficient and consistent application of judging techniques;
- Discharge judging duties competently and impartially;
- Collaborate directly with the MJP, as deemed necessary, to implement revisions to protocols prior to the formal conclusion of the relevant sporting event;
- Accurately and legibly complete all mandatory judging documentation;
- Comply with the prescribed dress code:
    - Female Judges: Black jacket/blazer, black trousers/skirt (knee-length or longer), white shirt/blouse, classic black shoes.
    - Male Judges: Black jacket/blazer, formal trousers, white shirt, classic black shoes.
- Officiate only at competitions within their qualification, prominently displaying their identification badge (where applicable);
- Submit formal, written recommendations to the MJP for improving judging procedures.

14.2 Prohibited Conduct for Sports Judges

Sports Judges are prohibited from:

- Leaving their workplace without notifying the Chief Judge;
- Simultaneously participating as an athlete and serving as a judge in the same sports competition;
- Simultaneously acting as a judge and the official representative of an athlete / team in the same sports competition;
- Communicating with athletes or their representatives, except through the Chief Judge;

- Having a vested interest in specific outcomes of the sports competitions.

14.3 Authority of the Main Judging Panel (MJP)

The Main Judging Panel (MJP) is the supreme decision-making authority for all matters arising during IAAA-sanctioned competitions. The appointment of the MJP is handled by the host organization.

Its powers extend to every aspect of competition governance, from ensuring compliance with the Rules to safeguarding fairness, safety, and sporting integrity.

The MJP includes the following sports judges:

- Chief Judge;
- Chief Secretary.

When organizing two sports zones, a Chief Secretary is appointed for each zone separately.

In fulfilling its duties, the MJP has the full authority to:

- Interpret, apply, and enforce all provisions of these Rules in real time during the course of the competition;
- Issue binding and immediate rulings on any disputes, rule interpretations, or operational matters, including those not expressly covered by the Rules but necessary for the orderly conduct of the event;
- Address and resolve protests and appeals, including determining the validity of submitted evidence and hearing statements from involved parties;
- Take disciplinary measures up to and including the disqualification of athletes, coaches, or team representatives for: breaches of the Rules; demonstrations of unsportsmanlike conduct; unsafe behavior that may endanger themselves or others.

All decisions issued by the MJP are final and binding for the duration of the competition and may not be challenged, reversed, or altered by any other authority during the event. Any further review, if permitted, shall take place only under IAAA formal procedures after the event's conclusion.

14.4 Chief Judge

The Chief Judge oversees all judging teams and is responsible for ensuring that sports competitions are conducted in accordance with established Rules and Regulations.

Responsibilities of the Chief Judge include:

- Reviewing competition regulations prior to the event and approving the performance schedule;
- Selecting and appointing the judging teams;
- Conducting a pre-competition meeting with all judging teams;
- Monitoring the judging teams' adherence to established Rules and Regulations;
- Overseeing the process and order of athlete performances;
- Monitoring performance interruptions and safety hazards;
- Ruling on athlete re-performances;
- Informing the judging teams of any schedule changes;
- Reviewing and approving final protocols;
- Receiving and adjudicating protests;
- Submitting the Chief Judge's report (Appendix No. 10) to the competition organizers post-event;
- Postponing the start, halting an ongoing competition, or arranging a break in the event of:

    - The competition venue failing to meet regulatory requirements.
    - Conditions endangering participant safety.
    - The organizer's failure to fulfill their duties under the Regulations.

- Making performance schedule changes (if necessary);
- Imposing disciplinary actions, warnings, removing participants, or disqualifying individuals for rule violations;
- Replacing or removing judges who commit serious errors or are unable to fulfill their assigned responsibilities during the competition;
- Communicating with official representatives regarding issues affecting the competition's course or outcome;
- Serving in another judging capacity, if necessary.

14.5 Chief Secretary

Responsibilities of the Chief Judge include:

- Leading the athlete Admission Commission;
- Verifying the accurate completion of judging team protocols;
- Distributing protocols to judges when revisions are necessary;
- Overseeing the work of the Scoring Commission;
- Providing information regarding interim competition results;
- Notifying all participants of any schedule changes;
- Supervising the preparation for the awards ceremony.

14.6 Judging Team

The Chief Judge appoints judging teams for sports competitions, with one judging team assigned per competition area. Each judging team consists of the following sports judges:

- Difficulty Form Judge: Assesses the quantity and quality of performed elements, recording points for each in the Difficulty Form (Appendix No. 6);
- Technical Protocol Judge: Evaluates exercise execution and records bonus points for each item in the Technical Protocol (Appendix No. 7);
- Execution Judge: Evaluates overall musicality, artistry, and choreography, recording bonus points for each item in the Execution Protocol (Appendix No. 8);
- Deduction Judge: Records deductions for each applicable instance in the Deduction Protocol (Appendix No. 9).

14.7 Disciplinary Measures for Sports Judges

The Main Judging Panel (MJP) may impose the following disciplinary actions on sports judges:

- Written Reprimand (until the conclusion of the sports competition): For failure to fulfill judging duties that does not affect the competition results;
- Warning: For violations of the Rules or Regulations, biased judging, negligent performance of judging duties, or repeated reprimands during a single sports competition;
- Disqualification (for the remainder of the current sports competition): For violation resulting in a change to the competition outcome, failure to comply with instructions from higher-ranking officials, repeated warning;

- Disqualification (for 3 months): For violation resulting in a change to the competition outcome, disrespectful conduct towards participants, repeated tardiness or failure to appear for judging assignments, re-disqualification.

15. Auxiliary and Technical Personnel

15.1 Scoring Commission

The Scoring Commission, established by the competition organizers and operating under the supervision of the Chief Secretary, performs the following functions:

- Processes competition protocols and notifies the Chief Secretary of any inaccuracies or incomplete information;
- Prepares Individual Protocols for each athlete;
- Compiles interim results throughout the competition;
- Prepares final evaluation documentation;
- Prepares award certificates for athletes based on the final competition results.

Composition of the Scoring Commission:

- Chairperson (one or more individuals, at the discretion of the competition organizers);
- Assistant to the Chairperson (one or more individuals, at the discretion of the competition organizers).

15.2 Technical Suspension Specialist

The technical suspension specialist performs the following functions:

- Carries out the suspension and replacement of apparatus under the supervision of the participant's official representative;
- Ensures the compliance of apparatus with the requirements specified in the Rules;
- Requests accompanying documentation for apparatus, as specified in the Rules (if necessary);
- Reports any violations concerning apparatus requirements or documentation to the Chief Judge;
- Monitors the readiness of apparatus provided by the competition organizer.

16. Closing Provisions

16.1 Enforcement of Rules

These Rules are mandatory and binding for all aerial athletics competitions held under the sanction of the IAAA.

They form the sole authoritative framework governing the conduct, scoring, safety, and organizational standards for all participants, officials, and organizers involved in such events.

16.2 Safety Priority Clause

The safety and well-being of athletes, officials, and spectators are the highest IAAA priority and shall take precedence over all other competitive, operational, or commercial considerations during any sanctioned event.

The Chief Judge, acting in consultation with the Main Judging Panel (MJP) and relevant technical or safety specialists, holds the full authority to suspend, postpone, modify, or entirely cancel any segment of the competition if, in their professional judgment, prevailing conditions — including but not limited to equipment malfunction, inadequate rigging, adverse weather, unsafe floor surfaces, medical emergencies, or any other hazard — present a potential risk to the health or safety of any individual present at the venue.

All athletes, coaches, and team representatives are obliged to comply immediately and without objection with any safety-related instructions issued by event officials. This includes vacating the competition area, ceasing performance, or submitting to equipment re-checks when instructed. Failure to adhere to such directives will be treated as a serious breach of the Rules and may result in disciplinary action, including removal from the competition or further sanctions as determined by the IAAA.

16.3 Entry into Force

These Rules enter into full legal and operational effect on the date of their official ratification by the IAAA. From that date forward, they are binding on all IAAA-sanctioned events, officials, and participants until such time as they are replaced, repealed, or amended by an updated edition.

Any amendments, revisions, or newly adopted provisions shall be:

- Formally approved by the IAAA's governing body;
- Clearly marked with their effective date;
- Published in full on the official IAAA's website;

All parties are responsible for staying informed of any updates, and ignorance of changes shall not be accepted as a valid defense in cases of non-compliance.

APPLICATION FORM

Country: _____

Team / Club (full name and address) :_____

№	Full name (as in Passport/ID)	Date and place of birth	Age group	Gender	Citizenship and country of residence	Discipline	Passport/ID details (number, date of issue and date of expire)	Phone number and email

Coach / Team Representative: _____ _____

Full name. Signature

Appendix No. 2

To IAAA President

_____

From _____

(Father's full name)

Identity Document _____

Issued by and when _____

_____

_____

From _____

(Mother's full name)

Identity Document _____

Issued by and when _____

_____

_____

CONSENT

of parent (legal representative)
for the participation of a minor athlete

We kindly request permission for our son (daughter) _____

(Full name, date of birth)

to participate in the aerial athletic competitions _____
to be held on _____(date), address: _____ .
I hereby confirm that my child is healthy and has no medical or other contraindications for participation in sports competitions.

In the event that our child sustains injuries or other adverse consequences during participation in the competition, including but not limited to the use of techniques permitted or not permitted by the competition rules, or while in the premises where the competition or preparation for the competition takes place, we will not have any claims against the chief judge, competition organizers, coaching staff and owners of the premises where the competition is held.

We acknowledge that we have read and understood the Rules of the sport "Aerial Athletics" as well as the Regulations of this competition.

We accept full responsibility for any personal belongings left at the competition venue, and in the event of its loss or damage, we will independently bear all related costs and will make no claims against the organizers of the competition for compensation.
We hereby grant consent for video and photo recording of our minor child during the competition, as well as the public disclosure and use of these images without payment of remuneration.

_____/_____ _____/_____

Full name Signature Full name Signature

_____

Date

To IAAA President

_____

From _____

(Participant's full name)

Identity Document _____

Issued by and when _____

_____

_____

CONSENT

for the participation of an adult athlete

I, Citizen of _____, date of birth "____" _____ _____,
Identity Document _____, issued(by and when) _____,
registered at _____,
telephone number _____,
hereby voluntarily consent to participate in the Aerial Athletics Competition
«_____»,
to be held on _____ (date), at the following address: _____.

In doing so, I declare the following:

1. I take full responsibility for this decision; in the event of injury or accident, I will have no claims against the organizers of the competition, nor against the coaching, instructing, or judging staff. I confirm that I am currently in good health and have no medical or other contraindications for participation in the competition.
2. In the event of an accident during the competition, please notify:
   _____.
   (Full name and telephone number)
3. I hereby confirm that I will comply with all safety requirements established by the organizers of the competition. Before my performance, I undertake to inspect the equipment independently and to secure it in the presence of the technical staff of the competition.
4. I am solely responsible for the safety of my personal belongings left at the venue of the competition. In case of loss or damage of such belongings, I shall bear all related expenses at my own cost and shall not make any claims against the organizers of the competition for compensation.
5. I give my consent to video and photo recording during the event, as well as to the public disclosure and use of my image without remuneration.

_____ _____/_____

Date Full name Signature

To IAAA President

_____

From _____
(Father's full name)

Identity Document _____

Issued by and when _____

_____

_____

From _____
(Mother's full name)

Identity Document _____

Issued by and when _____

_____

_____

CONSENT
of parent (legal representative)
for the processing of personal data of a minor athlete

I, _____
(Parent / Legal representative of the minor)

Identity document _____ issued (by and when) _____,
registered at: _____,
being the parent (legal representative) of the minor citizen _____,
(Full name of the minor)

Date of birth _____, Identity Document _____,
Issued (by and when) _____,
Registered at: _____,

hereby give my voluntary and informed consent to the processing of the personal data of my minor child by International Aerial Athletics Association (IAAA) and its authorized representatives.
The personal data to be processed include the following categories: full name, gender, date of birth, type and details of identity document, nationality, sports title, sports qualification, discipline, and place of residence.

This consent is provided for the purposes of:
— participation of the minor athlete in competitions, events, educational programs, and activities organized or supported by IAAA;
— administrative and organizational procedures necessary for participation;
— verification of eligibility, accreditation, communication, safety compliance, and documentation;
— media, accreditation, and result-related publications where appropriate;
— any other actions strictly necessary for the execution of the above purposes.

I understand and agree that the personal data of my minor child may be transferred to third parties directly involved in organizing, administering, or supporting IAAA events, including national federations, accredited judges, training experts, event operators, medical and safety personnel, technical service providers, and media partners — exclusively for purposes directly related to participation and event operations.

IAAA guarantees that all personal data will be processed lawfully, fairly, securely, and only to the extent necessary, applying both automated and non-automated means, in accordance with internationally recognized data protection standards.

This consent remains valid until withdrawn. I may request correction, clarification, deletion, or restriction of use of personal data by submitting a written request to IAAA or the event organizer. I may withdraw this consent at any time, which will not affect the lawfulness of processing prior to withdrawal.

I confirm that I have been informed of my rights regarding personal data protection, including the right to access, update, or request deletion of the data of my minor child.

«____» _____ _____

Legal Representative _____ / _____ / _____
(mother, father, guardian) (full name) (signature)

I hereby confirm that I have read and understood this Consent Form and agree to the processing of personal data as described above.
«____» _____ _____

Legal Representative _____ / _____ /
(full name) (signature)

Appendix No. 5

To IAAA President

_____

From _____

(Participant's full name)

Identity Document _____

Issued by and when _____

_____

_____

CONSENT

for the processing of personal data of an adult athlete

I, _____

(Applicant's full name)

Identity document _____ issued (by and when) _____,
registered at: _____,
hereby give my voluntary and informed consent to the processing of my personal data by International Aerial Athletics Association (IAAA) and its authorized representatives.
The personal data to be processed include the following categories:
full name; gender; date of birth; type and details of identity document; nationality; sports title; sports qualification; discipline; place of residence.

This consent is provided for the purposes of:
— my participation in competitions, events, educational programs, and activities organized or supported by IAAA;
— administrative and organizational procedures necessary for participation;
— verification of eligibility, accreditation, communication, safety compliance, and documentation;
— media, accreditation, and result-related publications where appropriate;
— any other actions strictly necessary for the execution of the above purposes.

I understand and agree that my personal data may be transferred to third parties directly involved in organizing, administering, or supporting IAAA events, including national federations, accredited judges, training experts, event operators, medical and safety personnel, technical service providers, and media partners — exclusively for purposes directly related to participation and event operations.

IAAA guarantees that all personal data will be processed lawfully, fairly, securely, and only to the extent necessary, using both automated and non-automated means, in accordance with internationally recognized data protection standards.

This consent remains valid until withdrawn. I may request correction, clarification, deletion, or restriction of the use of my personal data by submitting a written request to IAAA or the event organizer. I may withdraw this consent at any time, and such withdrawal will not affect the lawfulness of processing carried out prior to the withdrawal.

I confirm that I have been informed of my rights regarding personal data protection, including the right to access, update, or request deletion of my personal data.
I hereby confirm that I have read and understood this Consent Form and agree to the processing of personal data as described above.

«____» _____ _____

Participant _____ / _____

(full name) (signature)

DIFFICULTY FORM

Name of the Sports Competition:				Date		
Sport Discipline:						
Athlete's Full Name:						
Performance Level, Age Group:						
№	Element number	Illustration	Requirements	Value	Judge's score	Judge's comment
1	ASD2	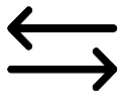	Additional Component. Connection of elements.	0.6 points		
2	ASF74		Leg hold between the knee and ankle. Securing crossback wrap. Shoulder rotation. The held leg straight.	0.8 points		
3	ASF60		Front split 180 degrees or more. Ankle hold. Securing crossback wrap.	0.6 points		
4	ASF61		Front split 180 degrees or more. Ankle hold. Securing crossback wrap. Legs straight.	0.6 points		
5	ASD1		Additional component. Climb to 2/3 apparatus height.	0.6 points		
6	ASB32		Hand holds both silks. Single spiral wrap on the ankles. The other hand off the apparatus. Straddle opening.	0.6 points		

7	ASB36		Support point under the calf. Spiral wrap on the shins. Hands off the apparatus. Straddle opening.	0.6 points		
8	ASP52		Hips/torso/leg diagonal to the floor.	0.6 points		

TECHNICAL PROTOCOL

Criterion	Assessment	Judging score	Comment
Structure of the Classification Program	from **0.5 point** up to **6.0 points** overall		
Rotation in Elements	from **0 point** up to **3 points** overall		
Drops	from **0.4 point** up to **1.6 points** for each exercise		
Release Elements	from **1.5 points** up to **3.0 points** for each exercise		
Mounts (from the Floor), Climbs, and Dismounts	from **0.4 points** up to **1.6 points** for each exercise		
Dynamic Exercises	from **0.4 points** up to **1.6 points** for each exercise		

EXECUTION PROTOCOL

Criterion	Assessment	Judging score	Comment
Floor Work	from **0 points** up to **6 points** overall		
Flexibility and Splits on the Apparatus	from **0 point** up to **4 points** overall		
Choreographic Movements on the Apparatus.	from **0 points** up to **3 points** overall		
Artistic Presentation	from **0.5 points** up to **3 points** overall		
Musicality of Classification Program	from **0.5 points** up to **3 points** overall		
Costume-Music Correspondence	from **0.5 points** up to **3 points** overall		
Synchronization in Duo	from **0 point** up to **3 points** overall		

DEDUCTION PROTOCOL

Criterion	Assessment	Judging score	Comment
Grip Adjustments	**0.1 point** for each instance		
Knees and Feet	**0.1 point** for each instance		
Failure to Perform the Declared Element	**1.0 point** for each instance		
Appearance Violation	**2.0 points** for each instance		
Fall off the Apparatus	from **5 points** up to **10 points** for each instance		
Movement Control	**0.5 point** for each instance		
Floor/Apparatus Boundary Violation	**0.5 point** for each instance		
Inconsistency of Starting/Final Position with the Music	**2.0 points** overall		
Incorrect Completion of Difficulty Form	**2.0 points** overall		
Non-Compliance with the Rules	**3.0 points** for each instance		

To IAAA President

_____

From _____

(Participant's full name)

Identity Document _____

Issued by and when _____

_____

_____

Chief Judge's Report

Chief Judge: _____

Competition name: _____

Date: _____

Based on the Rules, the following evaluations may be given for the main criteria of the competition (underline as appropriate):

1. Compliance of the venue with the requirements of the Competition Rules:
   Dimensions:
   excellent / satisfactory / unsatisfactory
   Surface:
   excellent / satisfactory / unsatisfactory
   Ceiling height:
   excellent / satisfactory / unsatisfactory

Notes:_____

_____

2. Musical accompaniment:
   Sound quality:
   excellent / satisfactory / unsatisfactory

Notes:_____

_____

_____

3. Warm-up area:
   excellent / satisfactory / unsatisfactory

Notes:_____

_____

4. Designated areas for line judges:
   excellent / satisfactory / unsatisfactory

Notes:_____

_____

5. Designated area for the secretariat:
   excellent / satisfactory / unsatisfactory

Notes:_____

_____

6. Work of the announcer:
   excellent / satisfactory / unsatisfactory

Notes:_____

_____

7. Provision of sports judges and the secretariat with the required documentation, completed in accordance with the Competition Rules: excellent / satisfactory / unsatisfactory

Notes:_____

_____

Work of the Chief Secretary, Deputy Chief Judge:
excellent / satisfactory / unsatisfactory
Notes:_____

_____

8. Work of the Difficulty Judge: justified element evaluation, timely presence, appearance: excellent / satisfactory / unsatisfactory

Notes:_____

_____

Work of Line Judges: scoring, compliance with the Competition Rules, correct completion of documents, timely presence, appearance.

Technical Protocol Judge_____

_____

Difficulty Form Judge _____

_____

Execution Judge _____

_____

Deduction Judge _____

_____

Chief Judge of the Competition

_____ / _____

(Full name) (Signature)